

# ultraframe Orangery

Account No.

Company Name ➤ ..... Delivery Address ➤ .....

Company Contact ➤ .....

Telephone No. ➤ .....

Fax No. ➤ ..... Order Reference No. ➤ .....

**GENERAL ROOF INFORMATION**

ROOF COLOUR	ROOF PITCH	ROOF / SITE INFORMATION
External ➤    White    Deeplas    Mahogany    Light Oak    Rosewood <input type="checkbox"/> <input type="checkbox"/> <input type="checkbox"/> <input type="checkbox"/> <input type="checkbox"/> <input type="checkbox"/>	25°	Address ➤ ..... ..... ..... Post code ➤ .....
Internal ➤    White    Deeplas    Mahogany    Light Oak    Rosewood <input type="checkbox"/> <input type="checkbox"/> <input type="checkbox"/> <input type="checkbox"/> <input type="checkbox"/> <input type="checkbox"/>		

**GLAZING BAR OPTIONS**

TOP CAPPINGS	UNDERCLADDINGS
Chambered Dome    Chambered Bevel <input type="checkbox"/> <input type="checkbox"/>	Standard    Decorative <input type="checkbox"/> <input type="checkbox"/>

**EAVES BEAM OPTIONS**

**RAINWATER OUTLET (DOWNPIPE SUPPLIED BY OTHERS)**

Show position on drawing

**GLAZING OPTIONS - LANTERN TOP SECTION**

UNGLAZED <small>Glazing supplied by others</small>	CONSERVAGLASS	SPACER BAR COLOUR
Poly 25mm    Poly 35mm    Glass 24mm <input type="checkbox"/> <input type="checkbox"/> <input type="checkbox"/>	Subtle Blue    Neutral Clear 24mm ➤ <input type="checkbox"/> <input type="checkbox"/> <b>NOTE: MS POLYMER SEALANT <u>MUST</u> BE USED</b>	Silver    Bronze    Gold    White <input type="checkbox"/> <input type="checkbox"/> <input type="checkbox"/> <input type="checkbox"/> Default

**GLAZING OPTIONS - BOTTOM SECTION**

UNGLAZED <small>Glazing supplied by others</small>	CONSERVAGLASS	SPACER BAR COLOUR
Poly 25mm    Poly 35mm    Glass 24mm <input type="checkbox"/> <input type="checkbox"/> <input type="checkbox"/>	Subtle Blue    Neutral Clear 24mm ➤ <input type="checkbox"/> <input type="checkbox"/> <b>NOTE: MS POLYMER SEALANT <u>MUST</u> BE USED</b>	Silver    Bronze    Gold    White <input type="checkbox"/> <input type="checkbox"/> <input type="checkbox"/> <input type="checkbox"/> Default

**POLYCARBONATE**

POLYCARBONATE	ROTABOND SEALANT (MS POLYMER)
Heatguard 25mm ➤ <input type="checkbox"/> 35mm ➤ <input type="checkbox"/>	White (NCGS001/W)    Black (NCGS001/B) <input type="checkbox"/> ..... <input type="checkbox"/> ..... <small>No. of tubes    No. of tubes</small>

**RIDGE OPTIONS**

CRESTING	FINIAL
Renaissance    Classic    Tudor    Baroque    Elizabethan    Low profile <input type="checkbox"/> <input type="checkbox"/> <input type="checkbox"/> <input type="checkbox"/> <input type="checkbox"/> <input type="checkbox"/>	Pikestaff    Classic    Coronet    Sceptre    Low profile <input type="checkbox"/> <input type="checkbox"/> <input type="checkbox"/> <input type="checkbox"/> <input type="checkbox"/>

**ADDITIONAL OPTIONS**

ROOF VENT	ANCILLARIES
Mechanical    Brass <input type="checkbox"/> Electrical Switch <input type="checkbox"/> Chrome <input type="checkbox"/> Rain Sensor/Stat <input type="checkbox"/>	➤ ..... .....

**PLEASE SIGN BELOW & FAX BACK TO 0843 208 6953**

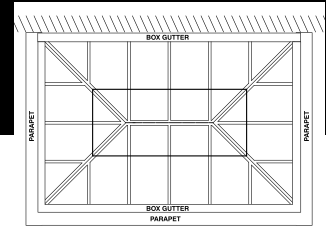
.....

DATE .....

**ultraframe**


# ultraframe *Orangery*

- PARAPET WALLS ARE REQUIRED ON ALL THREE ELEVATIONS.
- 165MM BOX GUTTER IS USED ON ALL SIDES



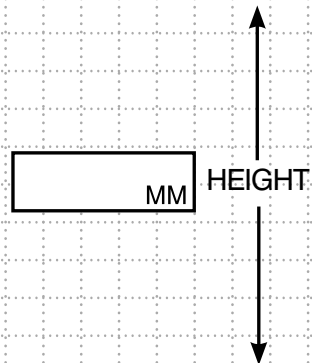



ORANGERY PLAN


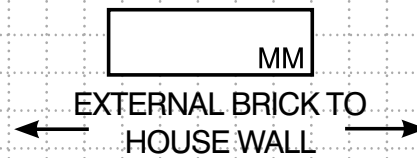
Please supply dimensions for the following elevations and include the preferred location of windows and doors.



EXISTING BUILDING - DIMENSION DOORS AND WINDOWS



LEFT  
ELEVATION



RIGHT  
ELEVATION

**NOTE:** The desired layout (including the quantity & position of windows and doors) may be subject to change due to structural requirements for the roof.